

# Crestpoint ROUNDS™

DECEMBER  
2017  
Volume 1  
Issue 4

PUBLISHED FOR ALL OPHTHALMIC AUDIENCES: SURGEONS, YOUNG EYE SURGEONS, NURSES/TECHNICIANS AND PURCHASING TEAMS

## IN THIS ISSUE

### HYDRODISSECTION, NUCLEUS DIVIDERS, CHOPPING:

CSTILII 2018.....	1, 4
STERIMEDIX.....	1, 3, 4
Duckworth & Kent.....	2
MANI.....	2
GEUDER.....	3
Mr.Phaco/Mr.Femto.....	4
STERIMEDIX QUALITY.....	4
Crestpoint Contact Information.....	4

Visit us: Cataract Surgery Telling It Like It Is  
Jan. 2018 (CSTILII 2018) Amelia Island, FL.

**CATARACT SURGERY  
Telling It Like It Is!**

January 18-21, 2018 | Ritz-Carlton | Amelia Island, Florida

**One  
Source®**

## Hydrodissection, Nucleus Dividers, Chopping

**We appreciate the opportunity to serve you:**

This issue of *Crestpoint ROUNDS* is dedicated to Hydrodissection, Nucleus Dividers, and Chopping – **featuring STERIMEDIX.**

**Crestpoint Ophthalmics is the exclusive USA Distributor for STERIMEDIX. High quality, unique products designed to work with the latest techniques, in addition to a tried and trusted portfolio of single-use products for all ophthalmic procedures.**

Look inside to see how we focus on **excellent product quality and customer service – dedicated to you, and your organization.** Delivering innovation and 25 years of experience in manufacturing single-use cannula products with depth of expertise in new product development, STERIMEDIX provides you with high quality solutions for ophthalmic applications.

**Sincerely,**  
Your Crestpoint Team

**J. Michelle Glossip**  
Chief Executive

**Henry M. Mitchell**  
President

**Dot C. Smith**  
Customer Resource  
Director

**Michael Dill**  
Customer Resource  
Manager




**CSTILII 2018**

**SEE YOU IN FLORIDA!**  
January 18-21, 2018

**The Ritz Carlton**  
Amelia Island, FL

Looking forward to seeing you  
in January at the CSTILII 2018  
Cataract Surgery Telling It Like It Is  
meeting!

[Click Here for the CSTILII Website.](#)



# Duckworth & Kent

Original manufacturer of reusable titanium surgical instruments for ophthalmology.

## 8-602 Hydrodissection Cannula

Flat tipped cannula assists in producing a broad, flat stream of fluid for dissection. Safer because it does not require high injection pressure to achieve nucleus loosening.



- 23 gauge tube (0.65mm diameter)
- 0.85mm x 0.3mm flattened tip
- 30° angled shaft, tip to angle length 8mm

## 2-2-817-1 Salvitti Akahoshi Micro Prechopper Forceps

The procedure allows the surgeon to mechanically divide the nucleus prior to placing the phacoemulsification tip into the eye. This easy technique eliminates grooving or sculpting with the phaco tip and the risk of rupturing the posterior capsule during grooving is diminished. Shortened ultrasonic time and minimal movement of phaco tip minimizes wound damage and contributes to self sealing wound. Ultrasonic time can be reduced to half of the conventional grooving method.

The recent designs of prechoppers have made the procedure easier, safer and can be done on any grade of nuclei. The Prechopper Forceps have two flat blades which are closed during entry into the nucleus, but can separate once inside the nucleus. The current design of prechoppers have a combo tip that features a sharp angled edge on one side of the blade and a rounded blunt edge on the other side. The angled blade is usually used for the initial insertion and for rotating the bisected nuclear fragments. The rounded blade is used not only for prechopping very soft nuclei, but also for ascertaining the complete nuclear split close to the posterior capsule.




Enlarged side view of the tip



Enlarged 3D view of the tip



Enlarged view looking from above the tip of the chopper. Cutting direction is backwards along the shaft of the chopper



## 6-085 Barrett Duo Nucleus Rotator / Manipulator / Splitter

During the horizontal chop technique the lens nucleus is held in position using relatively high vacuum by the phacoemulsification tip buried in the centre of the nucleus. The horizontal chopper is passed under the distal edge of the anterior capsulotomy and around the lens equator, then drawn through the lens nucleus toward the phaco handpiece in the horizontal plane. The phaco tip and chopper are separated laterally, breaking the nucleus into two pieces. The horizontal choppers have a cutting edge which enables the chopper to cut through the nucleus in a specific direction.



## 6-085-2 Barrett Phaco-Axe with Mushroom Rotator

Vertical chop is a variant of the Horizontal Chop technique in which the chopper is not passed horizontally around the lens equator, but rather enters the nucleus vertically near the centre of the lens. The Vertical Chop technique benefits from good visualization of the chopper throughout the procedure and the avoidance of proximity to the capsular bag, resulting in increased safety.



## 6-085-7 Barrett Phaco-Axe with Horizontal Chopper



# MANI®

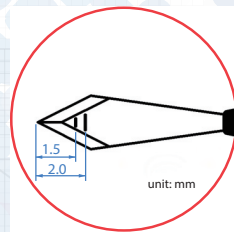
Single use Knives, Sutures, Trocars for all ophthalmic procedures. The crosslapped edge of MANI®'s original hard fiber stainless steel produces the "Ultimate Sharpness."

### Short-Head Slit Knife

Main Application: Corneal incision, Scleral incision, 6pcs/box



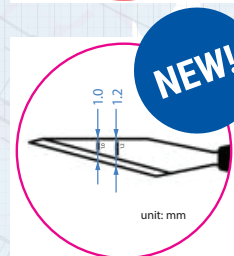
Disposable



### Marking Straight Knife

MST15MK  
MST22MK

**FEATURES**  
By placing the lines serving as guides of the side port width in 1.0mm and 1.2mm apart, the operability has been further improved.



**NEW!**

Main Application: Scleral groove incision, Side port, 6pcs/box



Disposable

Product Name	Order#
Slit Angled 2.0mm (Short-Head)	MSL20SH
Slit Angled 2.1mm (Short-Head)	MSL21SH
Slit Angled 2.2mm (Short-Head)	MSL22SH
Slit Angled 2.3mm (Short-Head)	MSL23SH
Slit Angled 2.4mm (Short-Head)	MSL24SH
Slit Angled 2.5mm (Short-Head)	MSL25SH
Slit Angled 2.65mm (Short-Head)	MSL26SH
Slit Angled 2.75mm (Short-Head)	MSL27SH
Slit Angled 2.8mm (Short-Head)	MSL28SH
Slit Angled 2.9mm (Short-Head)	MSL29SH
Slit Angled 3.0mm (Short-Head)	MSL30SH

Product Name	Order#
Straight 15° (Marking)	MST15MK
Straight 22.5° (Marking)	MST22MK





# GEUDER®

Leading manufacturer of high quality surgical instruments for ophthalmology. It has always been the maxim of GEUDER to guarantee the highest degree of precision and reliability.

## AKAHOSHI Phaco PreChopper

**G-31519**  
4.5 mm delicate sharp tips,  
1 mm profile  
2.0 mm cross-action  
overall length 105 mm



For cracking, dividing, and rotating the nucleus.

## NAGAHARA Nucleus Dividing Hook

**G-31507**  
1.5 mm long tip  
0.9 mm inner edge  
overall length 98 mm



For horizontal chopping techniques.

## LIEBERMANN Nucleus Manipulator

**G-16181**  
**G-16182**  
1.5 mm curved microfingert  
overall length 103 mm  
**G-16181** for use in right hand  
**G-16182** for use in left hand



## THOMAS NEUHANN Nucleus Dividing Hook

**G-32505**  
0.5 mm wide fine tip  
overall length 108 mm



For vertical chopping techniques.



# Sterimedix®

Complete range of single use devices for all ophthalmic surgery procedures.





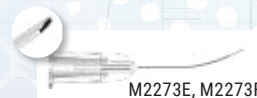

## Hydrodissection Cannulas

A range of cannulas with tips designed to deliver fluids to aid the separation of the cortex from the nucleus and capsule.

Code	Gauge and size	Description
<b>M3919</b>	27G x 7/8" 0.4 x 22mm	Hydrodissector. Angled 2mm tapered tip (Akahoshi)
<b>M2273C</b>	27G x 7/8" 0.4 x 22mm	Hydrodissector. Curved. Tip flattened in vertical plane (Sauter)
<b>M2273D</b>	25G x 7/8" 0.5 x 22mm	Hydrodissector. Curved. Tip flattened in vertical plane (Sauter)
<b>M2273E</b>	27G x 7/8" 0.4 x 22mm	Hydrodissector. Curved. Tip flattened in horizontal plane (Helsinki)
<b>M2273F</b>	25G x 7/8" 0.5 x 22mm	Hydrodissector. Curved. Tip flattened in horizontal plane (Helsinki)
<b>M2274</b>	25G x 7/8" 0.5 x 22mm	Hydrodissector. Curved. Tip flattened in vertical plane (Kellan)
<b>M3992</b>	30G x 7/8" 0.3 x 22mm	Hydrodissector. Angled 7mm from tip. Tip tapered and flattened in the horizontal plane
<b>M3902</b>	27G x 7/8" 0.4 x 22mm	Hydrodissector. Angled 7mm from tip. Tip tapered and flattened in the horizontal plane
<b>M3900</b>	25G x 7/8" 0.5 x 22mm	Hydrodissector. Angled 7mm from tip. Tip tapered and flattened in the horizontal plane
<b>M2273H</b>	27G x 7/8" 0.4 x 22mm	Hydrodissector. Curved. Rounded tip
<b>M3904</b>	27G x 3/4" 0.4 x 19mm	Hydrodissector. Tip angled 90° and flattened in the vertical plane (Chang)
<b>M3912</b>	23G x 7/8" 0.64 x 22mm	Hydrodissector. Angled 30° 8mm from tip. Flattened 4mm from tip. Tip flattened in horizontal plane (Mackool)
<b>M3906A</b>	25G x 7/8" 0.5 x 22mm	Hydrodissector. Round tip, 1.75mm wide. J-shaped tip

## Hydrodelineation Cannulas

**M3907** 25G x 7/8" 0.5 x 22mm Hydrodelineator. Tapered to 0.3mm at tip. Angled at 45°, 4.5mm from tip





# Mr.Phaco® / Mr.Femto®

One Source service and support for your ophthalmic needs. New innovative instruments, repair/replacement program, custom instruments. Excellent reputation for service and quality.


## Mackool Maxicurve Big Ball Chopper

PH6004

### FEATURES

Latest version of the original Mackool Big Ball Chopper, designed with a greater curvature that conforms to shape of peripheral nucleus and thereby facilitates horizontal chopping without requiring manipulation to place the "Big Ball" at posterior aspect of lens. Stainless Steel, Reusable

Mr.Phaco / Mr.Femto products are manufactured in St. Louis, MO USA



## STERIMEDIX QUALITY

Continuous developments in response to our customers' requirements; continued growth from excellent product quality and customer service.



### Sterimedix. Dedicated to supporting our distributors and their customers.

Our quest is to continually improve both our service and products, supplying single use ophthalmic instruments at competitive prices, presented in user friendly packaging, and meeting our customers' delivery requirements.

Sterimedix products are packed sterile in a single blister in space saving boxes designed to minimise waste. Our products may also be supplied non-sterile in unique formats compatible with the requirements of kit packers.

## AAO 2017

Thanks for visiting us at AAO 2017!



**CATARACT SURGERY**  
Telling It Like It Is!

January 18-21, 2018 | Ritz-Carlton | Amelia Island, Florida

## ABOUT US

### Mission Statement

Crestpoint Ophthalmics is dedicated to being the foremost, industry leading, single-source provider of the world's highest quality ophthalmic products.

We're your source for 5,000+ hand-held instruments, instrument repair service, repair/replacement program, custom instruments and reusable/disposable instruments. Our top priority is superb customer service to you.



All information in this publication is subject to change without notice.

Copyright 2017 Crestpoint Ophthalmics. All rights reserved.

Trademarks and copyrighted materials are property of their respective owners and are used with permission.

**NWBOC**  
VVOB CERTIFIED - WOMAN OWNED SMALL BUSINESS

All product ranges in this Newsletter are exclusive in the USA.

Duckworth & Kent products are exclusive in the USA and Canada.

## CONTACT US

### Crestpoint Management

9100 Watson Road  
St. Louis, MO 63126 USA

Phone: (800) 756-7773

Phone: (314) 849-7773

Fax: (314) 849-7776

E-mail: [custsvc@crestpointmgt.com](mailto:custsvc@crestpointmgt.com)

Web: [www.crestpointmgt.com](http://www.crestpointmgt.com)

ZCC483NL (12/2017)